



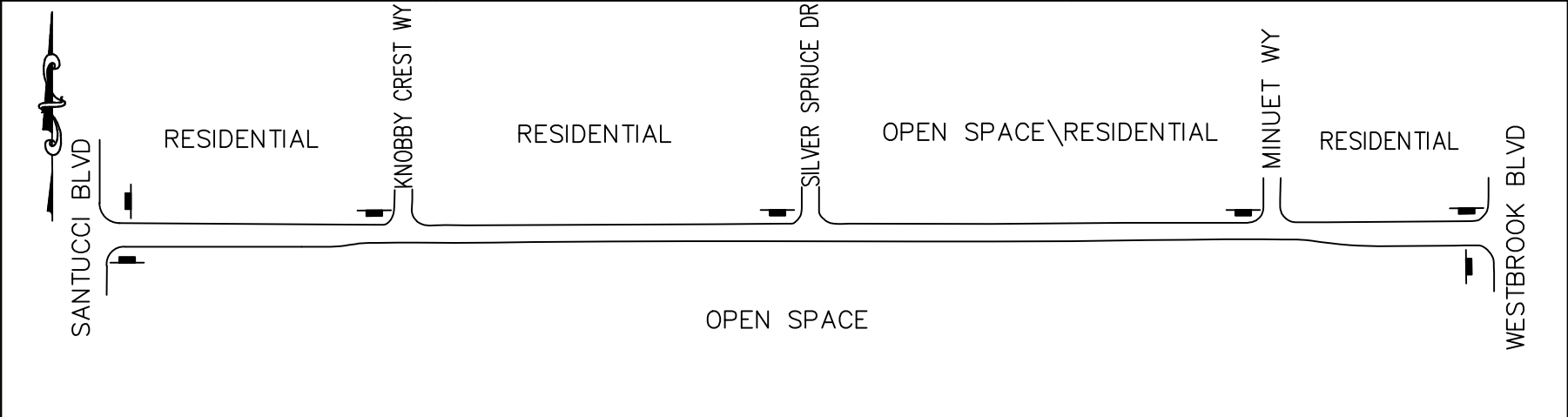
PUBLIC WORKS DEPT.

TRAFFIC ENGINEERING AND SPEED MAP  
SPEED ZONE SURVEY

ROAD NAME:

**SIERRA VILLAGE DRIVE**  
Santucci Blvd to Westbrook Blvd

STRIP MAP



ROADWAY WIDTH	32'-44'
NO. OF LANES	2
ADT	1246
DIVIDER TYPE	PAINTED
CRITICAL SPEED (85th %)	45.7
PACE SPEED	35-44 MPH
3-YEAR ACCIDENT HISTORY	0
EXISTING SPEED LIMIT	PRIMA FACIE 55 MPH
RECOM. SPEED LIMIT	40 MPH
SEGMENT LENGTH	.50 MI.

LEGEND	STOP SIGNS	SPEED LIMIT SIGN	TRAFFIC SIGNAL
--------	------------	------------------	----------------


MPH	61-75	11	ROADSIDE COND.	
	51-60	65		
	41-50	447		SCHOOL <input type="checkbox"/>
	31-40	547		RESIDENCE <input checked="" type="checkbox"/>
	1-30	176		BUSINESS <input type="checkbox"/>
			PARKS <input type="checkbox"/>	
			OPEN SPACE <input checked="" type="checkbox"/>	
			BIKEWAY <input type="checkbox"/>	


COMMENTS: PARKING ON BOTH SIDES OF THE ROAD. HOSES USED FOR SPEED SURVEY	SOME RECOVERY AREA <input type="checkbox"/> NO RECOVERY AREA <input checked="" type="checkbox"/>
	SCHOOL ROUTE <input type="checkbox"/>

# City of Roseville Engineering and Traffic Survey Summary

Street: SIERRA VILLEGGE DRIVE  
Limits: SANTUCCI BLVD  
WESTBROOK BLVD

Field Observer: A. ZASSO  
Checked By: J. CERVANTES  
Date: 10/31/2023

Factors	Direction: East/West	
<b><u>A. Prevailing Speed Data</u></b>		
Location of Survey	300' West of Silver Spruce Drive	
85th Percentile	45.7 MPH	
10 mph Pace	35-44	
Percent in Pace	48.0%	
Posted Speed Limit	Prima facie 55 mph	
<b><u>B. Collision History</u></b>		
Date Range Covered	8/2/2020 to 8/2/2023	( 3 years )
Total Collisions	0	
Collision Rate (Acc/MVM)	0.00	
Expected Collision Rate	1.68	
<b><u>C. Traffic Factors</u></b>		
Average Daily Traffic	1246	
Length of Segment	2650	
Lane Configuration	Single Lane Each Direction	
Street Classification	Collector	
<b><u>D. Conditions Not Readily Apparent</u></b>		
Conditions	See: Roadside Conditions on the Speed Zone Survey Map.	
Roadway Geometrics	Straight and level	
Comments	Single-family residential; Parking on both sides of the road	
<b><u>E. Adjacent Land Use</u></b>		
	Residential	
Posted Speed Limit	Prima facie 55 mph	
Speed Limit Change?	Yes	
Revised Speed Limit	40	
Approved and Authorized for release by City of Roseville Traffic Engineering Department:		
		<u>12-13-2023</u> Date
		Loc.#





Direction: A to B, WB

10/31/2023	> 15 - 20	> 20 - 25	> 25 - 30	> 30 - 35	> 35 - 40	> 40 - 45	> 45 - 50	> 50 - 55	> 55 - 60	> 60 - 65	> 65 - 70	> 70 MPH	Total
Time 0 - 15 MPH	MPH	MPH	MPH	MPH	MPH	MPH	MPH	MPH	MPH	MPH	MPH	MPH	
12:00 AM	0	2	0	1	4	5	4	2	0	1	0	0	19
1:00	0	0	0	1	4	6	2	1	0	0	0	0	14
2:00	0	0	0	0	0	1	2	1	0	0	0	0	4
3:00	0	0	0	0	0	1	0	0	0	0	0	0	1
4:00	0	0	0	1	1	0	1	0	0	0	0	0	3
5:00	0	0	0	1	0	0	0	0	0	0	0	0	1
6:00	0	0	0	0	0	0	1	1	0	0	0	0	2
7:00	0	0	0	0	2	2	0	0	0	0	0	0	4
8:00	0	0	1	0	1	0	0	1	0	0	0	0	3
9:00	0	0	0	3	8	10	5	7	0	0	0	0	33
10:00	0	1	5	7	15	16	15	13	6	0	0	0	78
11:00	0	0	2	2	10	20	12	11	0	0	1	0	58
12:00 PM	0	0	3	6	9	15	7	3	0	1	0	0	44
1:00	0	1	1	3	9	3	9	3	1	0	0	0	30
2:00	0	0	7	7	8	6	10	3	2	1	0	0	44
3:00	0	0	4	2	5	10	14	5	1	1	1	1	44
4:00	1	1	1	5	7	8	11	6	2	1	0	0	43
5:00	0	0	1	4	6	14	10	11	6	0	1	0	53
6:00	0	0	3	2	4	9	11	8	2	0	0	0	39
7:00	0	0	2	1	3	2	12	7	2	0	0	0	30
8:00	0	0	0	1	3	8	11	4	6	1	0	0	34
9:00	0	0	1	1	2	5	8	8	0	0	0	0	25
10:00	0	0	0	0	5	4	4	0	0	0	0	0	13
11:00	0	0	0	4	7	8	8	4	2	2	0	0	35
<b>Total</b>	<b>1</b>	<b>5</b>	<b>31</b>	<b>52</b>	<b>113</b>	<b>153</b>	<b>157</b>	<b>99</b>	<b>30</b>	<b>8</b>	<b>3</b>	<b>0</b>	<b>654</b>
<b>Grand Total</b>	<b>1</b>	<b>5</b>	<b>31</b>	<b>52</b>	<b>113</b>	<b>153</b>	<b>157</b>	<b>99</b>	<b>30</b>	<b>8</b>	<b>3</b>	<b>0</b>	<b>654</b>
Stats			Percentile	15th	50th	85th	95th						
			Speed	30.5	39.4	46.4	51.0						
			Mean Speed (Average)	39.1									
			10 MPH Pace Speed	35-44									
			Number in Pace	309									
			Percent in Pace	47.2%									
			Number > 45 MPH	142									
			Percent > 45 MPH	21.7%									



Direction: B to A, EB

10/31/2023	> 15 - 20	> 20 - 25	> 25 - 30	> 30 - 35	> 35 - 40	> 40 - 45	> 45 - 50	> 50 - 55	> 55 - 60	> 60 - 65	> 65 - 70	> 70 MPH	Total
Time 0 - 15 MPH	MPH	MPH	MPH	MPH	MPH	MPH	MPH	MPH	MPH	MPH	MPH	MPH	
12:00 AM	0	0	0	1	0	5	2	0	0	0	0	0	8
1:00	0	0	0	1	3	4	1	0	0	0	0	0	9
2:00	0	0	0	0	1	0	1	2	0	0	0	0	4
3:00	0	0	0	0	2	1	0	0	0	0	0	0	3
4:00	0	0	0	0	0	0	0	0	0	0	0	0	0
5:00	0	0	0	0	1	0	0	1	0	0	0	0	2
6:00	0	0	0	0	0	0	0	0	0	0	0	0	0
7:00	0	0	0	1	0	2	0	1	0	0	0	0	4
8:00	0	0	1	0	0	1	2	0	0	0	0	0	4
9:00	0	0	2	3	11	9	2	1	1	0	0	0	29
10:00	0	0	1	7	15	15	12	1	0	1	0	0	52
11:00	0	1	0	5	7	16	11	2	2	1	0	0	45
12:00 PM	3	1	3	4	12	4	4	0	0	0	0	0	31
1:00	0	0	2	6	7	5	9	2	0	1	0	0	32
2:00	0	0	0	7	10	8	9	3	2	0	0	0	39
3:00	0	1	3	6	10	13	8	1	1	0	0	0	43
4:00	0	2	1	2	9	3	10	1	3	0	0	0	31
5:00	3	1	4	2	10	10	9	5	0	1	0	0	45
6:00	0	2	0	1	10	10	12	3	2	0	1	0	41
7:00	0	0	2	1	3	11	11	8	2	0	0	0	38
8:00	0	0	1	0	8	13	14	11	4	2	2	0	55
9:00	0	0	0	1	7	11	12	7	3	0	1	1	43
10:00	0	0	2	3	2	6	8	2	1	0	0	0	24
11:00	0	0	0	0	4	2	3	0	0	0	0	1	10
<b>Total</b>	<b>6</b>	<b>8</b>	<b>22</b>	<b>51</b>	<b>132</b>	<b>149</b>	<b>140</b>	<b>51</b>	<b>21</b>	<b>6</b>	<b>4</b>	<b>1</b>	<b>592</b>
<b>Grand Total</b>	<b>6</b>	<b>8</b>	<b>22</b>	<b>51</b>	<b>132</b>	<b>149</b>	<b>140</b>	<b>51</b>	<b>21</b>	<b>6</b>	<b>4</b>	<b>1</b>	<b>592</b>
Stats			Percentile	15th	50th	85th	95th						
			Speed	30.2	37.8	44.7	50.2						
			Mean Speed (Average)	37.7									
			10 MPH Pace Speed	35-44									
			Number in Pace	289									
			Percent in Pace	48.8%									
			Number > 45 MPH	84									
			Percent > 45 MPH	14.2%									



Direction: Combined

10/31/2023	> 15 - 20	> 20 - 25	> 25 - 30	> 30 - 35	> 35 - 40	> 40 - 45	> 45 - 50	> 50 - 55	> 55 - 60	> 60 - 65	> 65 - 70	> 70 MPH	Total
Time 0 - 15 MPH	MPH	MPH	MPH	MPH	MPH	MPH	MPH	MPH	MPH	MPH	MPH	MPH	
12:00 AM	0	2	0	2	4	10	6	2	0	1	0	0	27
1:00	0	0	0	2	7	10	3	1	0	0	0	0	23
2:00	0	0	0	0	1	1	3	3	0	0	0	0	8
3:00	0	0	0	0	2	2	0	0	0	0	0	0	4
4:00	0	0	0	1	1	0	1	0	0	0	0	0	3
5:00	0	0	0	1	1	0	0	1	0	0	0	0	3
6:00	0	0	0	0	0	0	1	1	0	0	0	0	2
7:00	0	0	0	1	2	4	0	1	0	0	0	0	8
8:00	0	0	2	0	1	1	2	1	0	0	0	0	7
9:00	0	0	2	6	19	19	7	8	1	0	0	0	62
10:00	0	1	6	14	30	31	27	14	6	1	0	0	130
11:00	0	1	2	7	17	36	23	13	2	1	1	0	103
12:00 PM	3	1	6	10	21	19	11	3	0	1	0	0	75
1:00	0	1	3	9	16	8	18	5	1	1	0	0	62
2:00	0	0	7	14	18	14	19	6	4	1	0	0	83
3:00	0	1	7	8	15	23	22	6	2	1	1	0	87
4:00	1	3	2	7	16	11	21	7	5	1	0	0	74
5:00	3	1	5	6	16	24	19	16	6	1	1	0	98
6:00	0	2	3	3	14	19	23	11	4	0	1	0	80
7:00	0	0	4	2	6	13	23	15	4	0	0	0	68
8:00	0	0	1	1	11	21	25	15	10	3	2	0	89
9:00	0	0	1	2	9	16	20	15	3	0	1	1	68
10:00	0	0	2	3	7	10	12	2	1	0	0	0	37
11:00	0	0	0	4	11	10	11	4	2	2	0	0	45
Total	7	13	53	103	245	302	297	150	51	14	7	1	1246
Grand Total	7	13	53	103	245	302	297	150	51	14	7	1	1246

Stats	Percentile	15th	50th	85th	95th
	Speed	30.3	38.5	45.7	50.4
	Mean Speed (Average)	38.4			
	10 MPH Pace Speed	35-44			
	Number in Pace	598			
	Percent in Pace	48.0%			
	Number > 45 MPH	226			
	Percent > 45 MPH	18.1%			